

2012 Philanthropy Report

Celebrating generosity



Your support saves lives.

Our very warm thanks



Scott Bulger Executive Director

I hope you enjoy reading the inspiring stories and articles in this, Epworth Medical Foundation's inaugural Philanthropy Report.

In it we will share how your donations have been used to ensure that our patients continue to receive the best care and health outcomes possible.

And I am thrilled to share that, with your help, we raised record funds to benefit our patients in the past year.

Donations made to the Foundation are most often used to purchase new medical equipment, support medical research, contribute to facilities and capital development, and build on our leading patient-support programs.

In recent months, for example, we used donated funds to ensure a breast-cancer patient could travel to Melbourne to receive vital treatment; purchased new equipment for the Emergency Department that was able to diagnose life-threatening conditions in just minutes; and helped fund research that enabled older patients to receive life-saving surgery using a prosthetic heart valve.

These and many other wonderful projects and purchases were made possible directly because you – and other donors like you – had the generosity and thoughtfulness to make a gift to the Epworth Medical Foundation.

So on behalf of the thousands of patients who rely on Epworth HealthCare to guide them back to health each year, thank you! Epworth is a world-class hospital and its patients can have confidence that they are in the best of hands. And your generosity is a major reason for this.

I hope you enjoy the stories in this report, and I look forward to keeping you informed in the future about the many exciting developments at Epworth.

Best wishes,

A handwritten signature in black ink that reads "Scott Bulger". The signature is fluid and cursive, with a long horizontal line extending to the right.

Scott Bulger
Executive Director, Epworth Medical Foundation

Direct benefit to patients

When you make a donation to Epworth Medical Foundation, you can be confident that your gift will be used to directly benefit patients at Epworth, and their families, both now and in the future. For example:



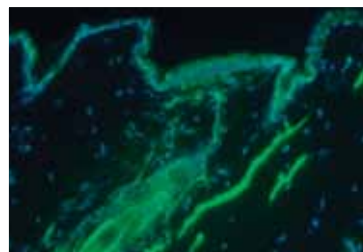
Cancer diagnostic tools

Using donated funds, we recently purchased a state-of-the-art new “B&K Ultrasound” machine to examine and diagnose prostate conditions.

And in just 11 weeks, the machine has already been used to conduct 23 biopsies that confirmed nine cases of prostate cancer. Two of those were serious enough to merit full surgical removal of the prostate.

The B&K is a sophisticated diagnostic tool that also reduces the risk of infection from prostate examinations, by enabling specialists to take biopsies through skin in the groin, rather than the rectal wall.

It is at the cutting edge of prostate cancer diagnosis, and “a wonderful asset to Epworth” according to one of our Urologists, Jeremy Grummet.



Dermatology research laboratory

Funds donated to the Foundation have been used to help establish a new dermatology laboratory at the Epworth Research Institute.

Epworth’s Professor Rod Sinclair leads a small team of researchers who will use the laboratory to explore new and better treatments for a range of hair and skin conditions including skin cancer, alopecia and wounds. For example, they will:

- Examine the biology of basal-cell skin cancers, including ways to reduce the impact of the disease
- Explore the role of the arrector pili, the skin muscle responsible for goosebumps, in wound healing and skin cancer
- Study the hair-loss disease alopecia, and the role of the immune system in preventing hair growth

Dermatology researcher Nick Rufaut has personally asked us to thank you for your support. It is because of you that Nick and his colleagues are able to proceed with these and other vitally important research projects.



Pain management solutions

More cancer patients at Epworth Freemasons now have access to continuous pain management options, thanks to the generosity of our donors.

We used donated funds to purchase a number of additional syringe pump drivers, to administer small amounts of pain relief medication over a fixed period of time.

This equipment is particularly useful in the Oncology Ward, where patients receive chemotherapy and radiation therapies, because they enable the patients to receive a continuous supply of pain medications and anti-nausea drugs without the presence of a nurse or a clumsy intravenous bag.

Nurse Tina Stratakis says the pump drivers are “essential to any modern oncology ward,” and the additional drivers, purchased with your help, directly make cancer patients at Epworth more comfortable during their stay with us.

Epworth HealthCare at a glance

How the numbers stacked up in 2012

Total admissions: **115,097**

Outpatient rehabilitation attendances: **137,308**

Number of surgical operations: **72,558**

Day oncology attendances: **13,949**

How many emergency cases: **28,137**

Births: **3,425**

Professorships: **7**

University partnerships: **5**

Research projects: **150**

Beds: **1221**


Da Vinci surgical robots - **3**

Ccampuses: **7**

Our generous supporters

As a supporter of the Epworth Medical Foundation, we consider you part of the Epworth family. Epworth supporters are wonderfully diverse, but each and every member is thoughtful and generous, and has donated their own money or time to help give our patients the best possible outcomes.

We asked four of our supporters to share why they chose to give to Epworth.



Sarah (Heartbeat volunteer)

"I had open-heart surgery at Epworth about 18 months ago. One of the best things I experienced before surgery was talking to other people who had been in the same situation.

"When you get sick these days, you go on the Internet and find out what it is and what exists in the area as far as information and support groups. But it's not always easy to find other people to talk to about these things. Then I found Heartbeat at Epworth and realised there was somewhere to go.

"I believe that if you're helped in a time of need, you should give back to those who helped you while you were sick."



Barbara (bequest donor)

"I first came into contact with Epworth in 1988, when I experienced a severe allergic reaction. I was admitted for one or two nights and was very grateful to the Emergency Department as well as the ward I was on.

"I have left a bequest to Epworth because of the treatment I received then. It was very, very good, and I was overwhelmed by how pleasant and professional the staff-members were.

"It is important to leave money where it will do good for people. I understand that there have been tremendous advances in medicine, and that Epworth stays at the front of it all. I am happy that my money will be going to where it is needed most."



June (donor)

"My husband Gordon has spent many months in Epworth during the past 18 years and, in that time, he has been wonderfully cared for by Dr John Fuller as well as the nursing staff, and the pastoral care team.

"Gordon was so grateful for the care he received over so many years that he wanted to donate something toward equipment. His time in hospital taught us as a family that there is always some need in this area. So we have donated, and urge others to do the same because it is such a worthy cause."



Cathleen (Epworth theatre nurse)

"I donate to Epworth through our Workplace Giving scheme, because I believe in the good work that Epworth does, and I want to give to research that will help future generations of Victorians and Australians."



Open hearts: philanthropy in theatre

In Epworth's operating theatres, donations made to the Foundation help ensure that doctors and nurses have access to cutting-edge medical equipment during surgery.

And, "having the best equipment means that we are able to provide the best care and outcomes for our patients," says Jill Faulkner, Acting Nurse Unit Manager of Epworth Richmond's Operating Theatres.

"Donations have helped us buy a whole range of new equipment that enables us to give our patients the very best care.

"For example, we recently purchased a carbon fibre extension for the Maquet operating table. This is used for neurology and spinal operations. It is our second one, which means we can now have two surgeons performing these operations at the same time, reducing the waiting times for our patients.

"We also received a new intubating bronchoscope, which is used to help insert artificial airways into patients' throats, and help diagnose throat and lung diseases. What we have now is gold standard in difficult intubation.

"Another piece of equipment paid for by donations is our trans-thoracic probe. This is an attachment for one of the ultrasound machines we use here, and it allows the machine to be used in abdominal operations.



"And we also recently received five new patient trolleys. A theatre can never have enough of these. Trolleys allow patients to be wheeled safely through theatre, helping to maintain the sterile environment.

"It is fantastic that donations made to the Foundation mean that patients at Epworth are able to get the very best treatment available. On behalf of all the theatre staff, I would like to say a huge thanks to all of our donors for the enormous impact they have made to our patients."

“Donations have helped us buy a whole range of new equipment that enables us to give our patients the very best care.”

How the money is used

Each of the following items was funded through generous donations, to help ensure that patients at Epworth receive the best possible care and outcomes.

We asked our doctors, nurses and specialists – those who use these items to directly care for their patients – to explain what they purchased and how it helps.



Anaesthetic Machine: Catheter Lab

“Epworth’s Catheter Laboratory is renowned for its highly complex cardiac and vascular procedures. These operations are performed under anaesthetic, and the new machine uses state-of-the-art digital technology to give the Anaesthetist access to automated checking and administration of the anaesthesia, eliminating the time-consuming manual process involved in agent-and-gas delivery as well as patient monitoring.”

Letch Nadaison Krishnan, Catheter Laboratory Manager, Epworth Richmond



Prismaflex Haemofilters Intensive Care Unit

“The Prismaflex forms the centrepiece of blood-filtering in patients with kidney failure, providing rapid treatment for patients unsuitable for dialysis. It also gives us more therapy options, a more sophisticated user interface, and clearer troubleshooting procedures for junior staff to follow. The machine performs self-maintenance, and has software that is easily upgradable, giving Epworth patients access to the latest in blood purification technologies and treatments.”

Lenise Banner, Intensive Care Nurse Unit Manager, Epworth Richmond



Blanket Warmer: Oncology Ward

“The blanket warmer is used to heat blankets, towels and heat packs here on the Oncology Ward. We use it to increase the comfort of our patients. If a patient is experiencing pain, placing heat packs on the area can often bring relief beyond the medication. The device also helps us with clinical tasks. For example, it can sometimes be difficult to find a vein in a patient’s arm. Heat packs help to warm the arm and increase the opportunity of finding a vein. Thank you to all the donors for providing us with this much-loved resource. We can’t imagine working without it!”

Anne Crowe, Registered Nurse, Oncology Ward, Epworth Eastern



Library Books: Epworth HealthCare

“As soon as we display the new donor-funded medical books, library users borrow them. These items have the highest borrowing statistics of the collection. The new books enable our staff members to keep up-to-date with the latest in patient care. We also keep recommended reading lists from universities, to ensure we buy the books students really need. Donations are currently the major funding source for books.”

Susie Moreton, Library Manager, Epworth HealthCare



Patient Trolleys: Operating Theatres

“We use trolleys to move patients from wards to operating rooms and generally navigate the hospital. It is important to have a lot of these around, as you can never tell how busy things will be just around the corner, and how many patients you will need to be moving in and out. You really can never have enough trolleys and we greatly appreciate the new trolleys we have received!”

Jill Faulkner, Acting Nurse Unit Manager, Epworth Richmond Operating Theatres



Maquet radiolucent table-end: Operating Theatre

“The Maquet radiolucent table-end is an extension for operating tables, and was a vital acquisition for the Operating Theatre. It enables us to use X-Ray to visualise the patient’s anatomy, reduce patient mobility during surgery and, ultimately, to improve surgical outcomes. The extension greatly improves the accuracy of minimally-invasive and complete spinal surgery for spinal screws and instrumentation placement.”

Greg Malham, Neurosurgeon



Trans-thoracic probe: Operating Theatre

The trans-thoracic probe is an ultrasound attachment used for live imaging of the heart and vital organs. It allows accurate assessment of cardiac function and cardiac valve functions.

Having this probe allows clinicians to quickly and accurately assess and manage complex patients or emergency patients in the operating theatre.

It allows clinicians to determine the correct management of fluids and/or cardiac drugs in the operating theatre.

Dr Elli Tutungi, Cardiac Anaesthetist



ARMEO: Epworth Rehabilitation

“The ARMEO Spring is a device that aids in functional therapy for patients who have restricted hand or arm function following strokes, traumatic brain injuries or other neurological disorders. It can show even the smallest amount of motor function in a patient, helping our rehabilitation specialists to provide the best therapy possible. When used therapeutically, the ARMEO allows patients to perform intensive repetitive exercises on their own, by fully supporting the weight of their whole arm.”

Anne Sutherland, Manager Occupational Therapy, Epworth Rehabilitation



Transitional Living Centre Unit refurbishments

“The independent living units are an integral part of the Transitional Living Centre. They help patients adjust to an individual living environment, rather than the communal one of the main house. As part of the recent refurbishment, we had a major overhaul of several of these units, including new kitchens, bathrooms, furnishings and fittings. These are important, as they encourage patients to feel more comfortable in their units, and the modern fit-out helps them feel positive and confident as they strive to live independently again.”

Helen Harrington, Transitional Living Centre Manager

In Emergency, donations save lives



“In the rush of an emergency situation, the best equipment will save lives,” says Dr Bill Nimo, Deputy Director of Emergency Medicine at Epworth Richmond.

“Already, equipment that was funded by donors has saved the lives of several of our patients, by enabling our clinical staff to provide the appropriate level of care even faster.

“So money donated to the Foundation has been put to really, really good use. As I said, life-saving use. What those donations are doing is giving our patients access to the best care.”

Equipment we purchased for Emergency includes resuscitation trolleys to store the drugs and equipment needed to revive patients in critical danger; hand-held eye examination equipment enabling clinicians to quickly check for optical disease; procedure lights to assist in visual examinations; and a new, portable ultrasound machine.

“The portable ultrasound has been saving lives from the day it was unpacked.”

“Ultrasound is the way of the future,” Bill says. “This is where acute emergency medicine is going, and it is fantastic that we have a really good machine here in the Emergency Department at Epworth that allows us to provide the best quality service available in Australia.”

The portable ultrasound has been saving lives from the day it was unpacked.

“There was an older lady who had an enlarged heart and she was unwell,” Bill explains. “We wanted to see whether there was fluid around the heart that was causing this, and used the ultrasound to examine her. It turned out she was unwell because she had a leaky valve. You can’t tell this from looking at an X-Ray, you need the ultrasound machine.”

Epworth Emergency: fast facts

Number of cases per year: **28,137**
Number of critical cases per year: **1960**
Hours open per day: **24**
Number of emergency beds: **22**

Most common ailments:
**Heart attack, heart failure,
pneumonia, fractures, stroke,
sports injuries**



Before



After

Rehabilitation renovation

Imagine not being able to make lunch, catch a bus or pay the power bill without help. Epworth's Transitional Living Centre Manager, Helen Harrington, calls brain injury the 'hidden disability,' because "often we get really good outcomes in their physical ability: our patients would be able to walk, they'd be able to talk, they'd be able to shower themselves; but they wouldn't be able to perform their living skills, like banking, catching public transport or cooking a meal."

The Transitional Living Centre is a place where patients who have suffered brain trauma (including brain injuries, strokes and neurological disorders) can re-learn many of these basic life skills. It is a crucial step in a patient's journey back to independent living, after they leave the more intensive rehabilitation environment of hospital, but before they are ready to return home.

Thanks to the generosity of our donors, the Foundation was able to fund a \$90,000 renovation to Epworth's Transitional Living Centre to help patients with brain injuries regain their independence, by providing them with the optimum environment for rehabilitation. This included an upgrade to the community kitchen, two main bathrooms, and renovations to the individual living units.

The kitchen, in particular, is critical to patients for learning the skills they will need in order to live independently.



“The patients just love the new kitchen, it helps them get motivated to be able to cook again and re-learn all those everyday tasks.”

“In the kitchen, we're doing real life therapy,” Helen says. “The kitchen in the house is where we do our fundamental rehab of teaching someone to get their own breakfast, make a cup of tea, and be able to talk to another person.”

“The patients just love the new kitchen, it helps them get motivated to be able to cook again and re-learn all those everyday tasks.”

Regina, a patient at the Centre, says the renovated kitchen has made life much easier. “Cooking in it is so much easier,” she says. “It's difficult learning everything again, but without doing this work I won't be able to get back home and live with my husband.”

A photograph of an elderly woman with short white hair and glasses, smiling broadly. She is wearing a white lab coat. Behind her, an elderly man with glasses and a dark jacket is also smiling. They are standing in front of a large piece of medical equipment, likely a radiation therapy machine, which has a blue and yellow logo on it. The background is slightly blurred, focusing attention on the couple.

Helping country patients access treatment

Patricia with her husband John

“I had my regular mammogram in May this year and as I walked out I was relieved it was over for another year,” Patricia remembers. “But then I got a letter to come down to Melbourne for a further mammogram and biopsies. I thought, that sounds bad.”

The tests revealed that Patricia did indeed have breast cancer. After a successful surgical operation to remove the lump, Patricia was advised that she would need to receive radiation therapy to completely rid her body of the cancerous cells. The most advanced treatment suite for this was at Epworth Freemasons.

Patricia’s thoughts turned to practicalities. She and her husband John lived a happy, quiet, retired life in Shepparton, but the radiation therapy required her to be in Melbourne for at least six weeks.

“Where would we stay if we came down?” they wondered. They couldn’t afford to stay anywhere in Melbourne for that period of time. “Receiving treatment is very difficult for country people,” John said. “It’s expensive and inconvenient to travel into the city and find accommodation for weeks on end.”

Patricia and John spoke with the Foundation, and were able to access one of the new Oncology Accommodation Support Grants, which cover the accommodation costs of cancer patients who need financial assistance to access their treatments.

Fully funded by our generous donors, these grants have already been awarded to 20 patients from country areas. Without these grants, many of our patients would simply have been unable to afford to travel to receive the life-saving radiation and chemotherapy they needed.

“We’re grateful, very thankful, that this grant is here. I don’t know what we would have done without it,” Patricia said.

“Receiving treatment is very difficult for country people”

Research: new surgery for older patients



Dr Tony Walton, Epworth Cardiologist



Mr Peter Swindells OAM

Research undertaken at the Epworth Research Institute directly impacts on the treatments our patients receive. In many fields, our researchers are at the forefront of global advances in improving patient outcomes.

Take, for example, this life-saving alternative to open-heart surgery.

The aortic valve is an incredibly hard-working piece of tissue in the interior of the heart. With age the aortic valve may begin to narrow, which reduces the flow of oxygenated blood around the body. Without treatment (most commonly open-heart surgery), this condition is generally fatal.

Several years ago, Epworth Cardiologist Dr Tony Walton began trialing a prosthesis that could be implanted through a patient's arteries to treat the narrowing of the aortic valve. This process was especially relevant in older patients, for whom open-heart surgery would be too traumatic.

Using funds donated by generous Epworth supporters, Dr Walton brought the prosthesis – known as the CoreValve ReValving System – to Epworth for clinical trials. Now, many implants later, he still relies on donations to keep this research program going.

For patients like Peter Swindells, OAM, who recently underwent a CoreValve operation, the generosity of our donors to support Dr Walton's research cannot be underestimated.

"I first arrived at Epworth in 1983," he says, "and how lucky I was! Four of my arteries were blocked due to my diabetic condition. Home I went, to come back the following week for a quadruple bi-pass.

"On a visit last February, my doctor decided I had better have an angiogram. Unfortunately, this showed that I needed a further procedure. But that did not concern me as I had complete confidence in the staff at Epworth.

"So here I am, following a successful CoreValve operation. I was fully aware that I was part of a research program, but surprised to learn that the funding for my valve implant came from donations to the Epworth Medical Foundation.

"Having recently turned 82 and in the middle of my Masters Degree at university, I am deeply thankful for the people who had the ability and generosity to give to the community at Epworth."



Research and rehabilitation

Donations made to the Foundation are being used to fund an important research project at Epworth that helps patients with brain injuries re-learn how to drive. Driving is a critical skill that gives patients back their mobility, confidence and independence, and the program also ensures the patients are safe drivers.

“Many people have difficulty concentrating and reacting quickly after a brain injury, and they may also have physical impairments,” says Pam Ross, an occupational therapist and researcher at Epworth. “They need to be assessed to see whether these problems will affect their driving performance.”

Pam is in the final stages of a PhD research project investigating factors that indicate who is likely to need a driving assessment after a brain injury, and whether they are safe once they get back on the road.

Of the 207 participants in Pam’s study, 204 were able to return to driving in some capacity, a wonderful outcome.

In addition to supporting this project, the Foundation also provided funds for a new driving reaction timer which was identified during Pam’s research as beneficial to patients. Staff at Epworth Rehabilitation will use the timer to more accurately gauge whether or not a person is ready to return to driving.

“Of the 207 participants in Pam’s study, 204 were able to return to driving in some capacity, a wonderful outcome.”

Percentage of Victoria’s serious TBI rehabilitated at Epworth- 50%



A legacy of learning

Roy and Joan MacKenzie made a comfortable life for themselves after emigrating to Australia from the UK in the 1940s. Now they have chosen to share their success with future generations, by donating to support the growth and redevelopment of Epworth's Richmond campus, and providing much-needed educational resources for staff and students who study, research and train at Epworth.

During the war, Roy served as a navigator on RAF Bomber Command with SOE and SAE in the Middle East and Europe. Joan is a dressmaker by trade, and an artist, and has a history of charitable work and activism.

Both believe passionately in the pursuit of knowledge. "I am so proud that we will be able to support the research and teaching that goes on at Epworth," Joan says. "Pushing the boundaries of knowledge is so important to me, no matter if it's in my studio or in a hospital library."

They recently chose to endow a fund that would support Epworth's library, by providing annual funding for new books, journal subscriptions and other library purchases, to bolster Epworth's growing research activities.

"Roy and I cannot wait to see the new library facilities and meet with some of the up-and-coming generation of medical staff and researchers who will be using them," Joan says.



But Roy and Joan didn't want their support to end there. They took steps to ensure that their donations would continue to support patients at Epworth for generations to come, by naming Epworth Medical Foundation as a beneficiary in their Wills.

This bequest will be used to contribute toward Epworth's new library, scheduled to be built as part of the extensive Epworth Richmond Redevelopment.

"We are grateful for the fortunate life that Australia has provided, and we believe in giving back," Roy says. "We made it here, and we will leave it here."

Thank you!

Both the patients and staff at Epworth regularly ask us to pass on their thanks to you, our donors, for your generosity and thoughtfulness. They are the individuals whose lives you have touched and in some cases saved, by donating to the Foundation.



Ready for 3400 babies

“Epworth’s maternity unit at Freemasons is the busiest private maternity hospital in Victoria, delivering more than 3400 babies each year. We aim to give each mother and baby the best start to life, and this means having the right equipment.

“Thanks to you, we have the best foetal monitoring system available, thermometers to check infants’ wellbeing, humidicribs to provide a nurturing environment for premature or sick babies, and phototherapy machines to combat jaundice. We’re ready to welcome the next 3400 little ones into the world!”

Robyn Ackland, Maternity Services Manager



It’s the simple things

“Working in oncology can be both heartbreaking and rewarding. It is heartbreaking to see a disease overwhelm someone, but rewarding to be able to provide them with the best possible care and comfort in this difficult time.

“Thanks to you, we have been able to purchase recliner chairs and audiovisual equipment to make our patients feel more comfortable. Sometimes it’s the simple things that really make a difference. With your help, our patients’ experience is a little more pleasant and a little less painful to endure.”

Colleen O’Hara, Nurse Unit Manager, Epworth Freemasons Oncology



I owe my life to Epworth

“I owe my life to Epworth. It was about 11 years ago and I vividly remember the ceiling of the Catheter Lab. Why the ceiling? I was lying on a trolley there, looking up. It was a pretty scary time. I am so grateful to my doctor and all the staff there for saving my life, and I have been donating to support the hospital ever since. It is just one small way of showing how grateful I am.”

Joe Carroll, donor and patient



Providing excellence in patient care

“I am tremendously proud of the excellent care that our doctors and staff provide to our patients every day. You would not find a more dedicated and caring group of people. However, they need the tools to be able to provide the optimum level of care and outcomes. Your gifts fund one third of our annual equipment needs, often providing the new technology that advances diagnostics, treatment and care within Epworth. Our doctors, staff and patients are very grateful for your continuing support.”

Alan Kinkade, Group Chief Executive, Epworth HealthCare



Rebuilding lives

“It’s great to have the opportunity to thank you personally. Your gifts have helped purchase some very important equipment to help rehabilitate patients with stroke, multiple sclerosis and brain injury. Thanks to you we have been able to buy an ultrasound machine to help assess, diagnose and treat spastic muscles within the affected limbs and an Armeo rehabilitation system to help strengthen partially paralysed arms. In rehabilitation, we tailor individual programs to help patients reach their full potential. This equipment is helping us to achieve this outcome. On behalf of all the staff in Epworth Rehabilitation – we thank you!”

Bronwyn Mace, Executive Director Rehabilitation

Celebrating volunteers at Epworth

Volunteers at Epworth play a critical part in our mission to ensure our patients receive the best possible care and outcomes. They provide comfort and reassurance to patients, raise funds to support research and equipment purchases, and participate in important patient-support programs.

There are three key auxiliary groups at Epworth: Heartbeat, the Cancer Unit Auxiliary, and Friends of Epworth, through which volunteers can both support patients and meet and socialise with one another.

Heartbeat

Heartbeat is a State-wide volunteer organisation that raises money to support cardiac patients at Epworth. Heartbeat members also visit cardiac wards in Epworth to talk with and reassure patients.

"My first experience at Epworth was in 1987, when I underwent open-heart surgery. I started volunteering in a limited way shortly thereafter, and have been with the organisation ever since.

"Why did I volunteer? In gratitude for the care and expertise extended to me. The teamwork was fantastic, and I had a strong sense of community within Heartbeat and within the hospital. I feel that patients value our services tremendously, as do many of the staff members.

"For me, it is the reaction of patients while I'm doing ward visits that makes the whole involvement worthwhile. I believe wholeheartedly that the fulfillment you get from volunteer work is beneficial to the volunteer as well as the recipient. I encourage others to give their time to such a worthy cause."

John Thurkle, Heartbeat volunteer

Epworth Cancer Auxiliary Unit


The Epworth Cancer Auxiliary Unit raises funds for equipment and patient care programs for the Cancer Ward at Epworth Richmond. The Unit fundraises through stalls, raffles and events throughout the year.

"Epworth is very much a part of me and my life. When a family member was diagnosed with cancer, I was overwhelmed with the care shown to both of us.

"Although I was already a volunteer, I decided to start an auxiliary to raise funds for the oncology ward. Through our fundraising, new equipment has been purchased for the ward.

"This year, the Epworth Cancer Unit Auxiliary celebrated its tenth year. It has gone so fast, but I've just loved every minute of it."

Mary Cole, Epworth Cancer Auxiliary volunteer



John Thurkle, Heartbeat

Friends of Epworth

The Friends of Epworth support Epworth by organising fundraising events such as the annual Race Day, as well as film premiers, musicals, plays and other cultural activities, to raise funds for Epworth HealthCare.

"I first joined the Friends of Epworth in 1987 and have been a member ever since. We have supported Epworth over the years with a huge variety of dinners and functions, and by supporting the Foundation's events and activities.

"The success of Friends of Epworth has been a great source of pride to me. I have met and made many friends, and feel I have been involved with something very worthwhile. The community we have is tremendous, and lets us spread the work among others while gaining support for the hospital.

"Some of the equipment we have helped purchase has been of great value to patients. I remember a lady telling me that the pressure mattresses we bought were the best thing for her while she recovered.

"For me, volunteering has been tremendously rewarding. Patients use equipment we have funded every day, and the knowledge that I have made a little difference in someone's life is the reason I volunteer."

Jenny Henderson, Friends of Epworth volunteer

Epworth
Medical
Foundation



Epworth Medical Foundation

89 Bridge Road
Richmond VIC 3121 Australia

Phone 03 9426 6132
Fax 03 9427 9253
Email emfinfo@epworth.org.au
www.emf.org.au

ABN 77 906 718 129

In support of Epworth HealthCare incorporating
Epworth Eastern, Epworth Freemasons,
Epworth Rehabilitation and Epworth Richmond.